

Harmony House, Inc.
Annual Statistical Report - 2015

CLIENTS SERVED – 909 Children and Non-Offending Family Members						
Belmont County Center (OH)			456	(50%)		
Wheeling Center (WV)			453	(50%)		
Children Served		531		Adults Served		378
Primary Children		508		Primary Adults		31
Belmont County		259		Belmont County		12
Wheeling Center		249		Wheeling Center		19
Secondary Children		24		Secondary Adults		347
Belmont County		13		Belmont County		172
Wheeling Center		11		Wheeling Center		175

Mental Health Referrals		218		Medical Exam Referrals		95
Belmont County		126		Belmont County		48
Wheeling Center		92		Wheeling Center		47
Mental Health Sessions		101		Medical Exams Completed		104
Belmont County		51		Belmont County		56
Wheeling Center		51		Wheeling Center		48

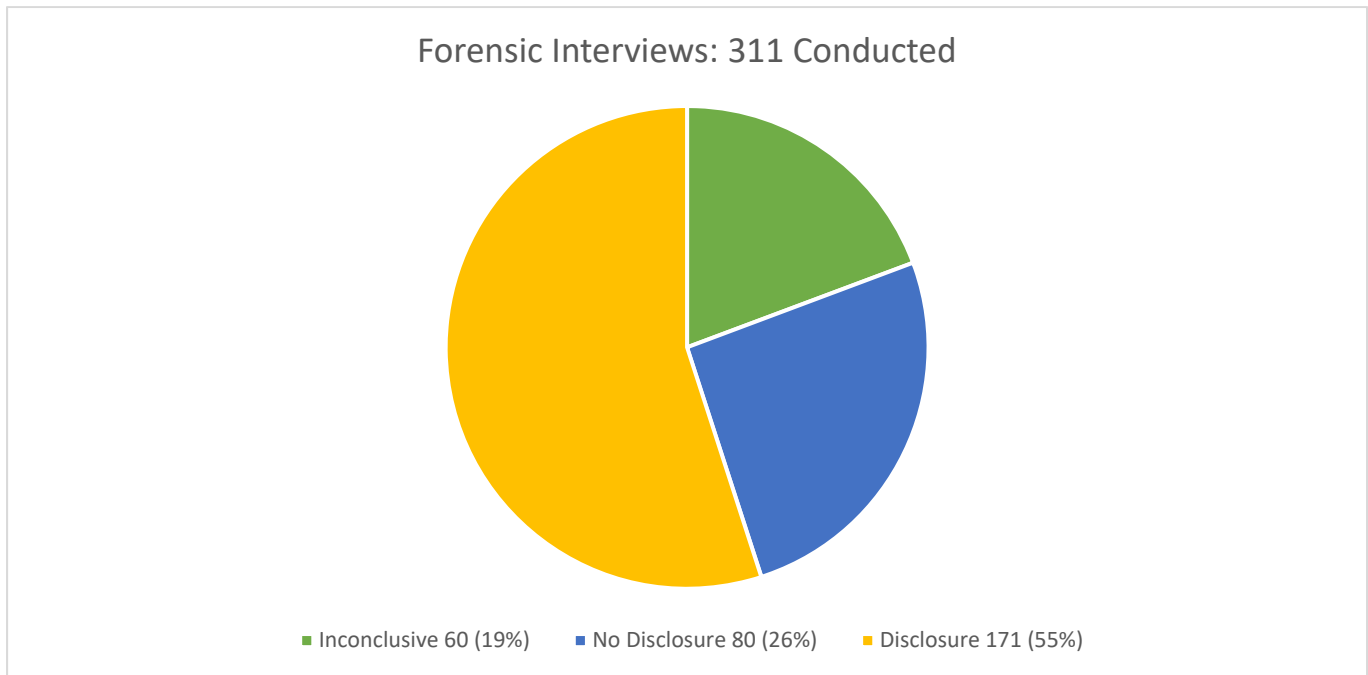
TYPES OF DISABILITIES REPORTED			
		Belmont County Center	Wheeling Center
ADD/ADHD		11	15
Autism		6	2
Cerebral Palsy		0	0
Deaf/Hard of Hearing		1	3
Developmentally Delayed		4	11
Speech		5	16
Vision		1	4
Downs Syndrome		0	0

WVDHHR and BCDJ&FS Dispositions by Center			PROSECUTION by Center			
	BELMONT COUNTY	WHEELING		BELMONT COUNTY	WHEELING	
Admin Closure	0	0	Conviction TRIAL	1	1	
Founded/ Reason to Believe Indicated	53	21	Conviction PLEA	10	10	
Unable to Determine	34	6	Charges Dropped	7	6	
Unfounded Rule-Out	38	29				
Moved	0	4	COMMUNITY EDUCATION			
			3494 Participants			
Other	3	4	Belmont County	Wheeling Center		
			840	2654		

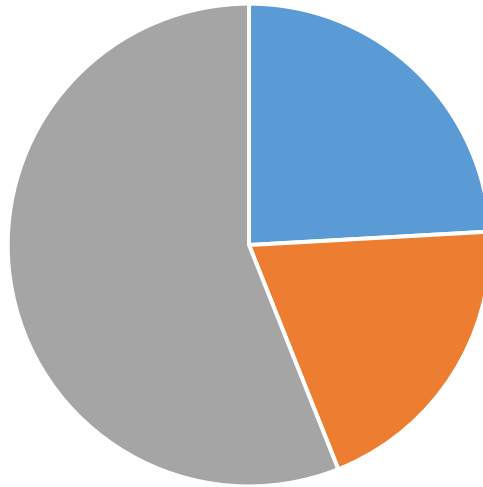
PRIMARY CHILDREN GENDER						
GENDER	OHIO	%	WV	%	TOTAL	%
FEMALE	165	64%	156	63%	321	63%
MALE	94	36%	93	37%	187	37%
Total	259		249		508	

PRIMARY CHILDREN AGES						
AGE	OHIO	%	WV	%	TOTAL	%
0-6	66	26%	83	34%	149	29%
7-12	111	43%	100	40%	211	42%
13-18	82	31%	65	26%	147	29%
Total	259		248		507	

PRIMARY CHILDREN RACE						
RACE	OHIO	%	WV	%	TOTAL	%
American Indian	0	0%	1	.5%	1	.2%
Black/ African American	7	2.7%	16	6.4%	23	4.5%
Hispanic/ Latino	1	.4%	3	1.2%	4	.8%
Other	4	1.5%	16	6.4%	20	3.9%
White/ Caucasian	247	95.4%	213	85.5%	460	90.6%
Total	259		249		508	



Belmont County Center Forensic Interviews - 141

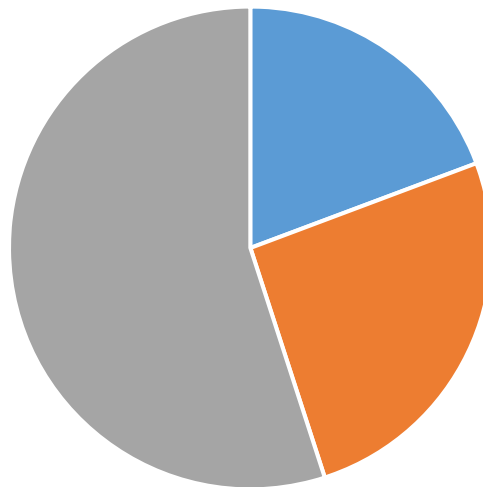


■ Inconclusive 34 (24%) ■ No Disclosure 28 (20%) ■ Disclosure 79 (56%)

Belmont County Disclosure Results	
Sexual	42
Physical	19
Neglect	4
Drug Endangered	12
Witness to Violence	8
Other	5

Wheeling Center Disclosure Results	
Sexual	49
Physical	27
Neglect	2
Drug Endangered	7
Witness to Violence	11
Other	2

Wheeling Center Forensic Interviews - 170



■ Inconclusive 26 (15%) ■ No Disclosure 52 (31%) ■ Disclosure 92 (54%)